

SAU

Southern Arkansas University

VS. HARDING UNIV.

16

DATE 1-17-87

13 Magnolia, AR

OFFICIALS Allen

ATTENDANCE

NO.	TEAM	FG		3PTFG		FT		REBOUNDS			PER FOULS	TOTAL PTS	ASSTS	STLS	BLK	TOV	PF
		MADE	ATTD	MADE	ATTD	MADE	ATTD	O	D	TOT							
22	Deayne Smith	2	6	2	2	4	4	0	2	2	2	4	2	1	1	2	
10	Earnest Moore	2	3	1	1	0	0	1	1	2	5	7	4	1	0	1	
32	Cedric Johnson	1	5	1	3	0	0	2	2	4	0	5	7	0	0	2	
34	Mark DiCicco	2	3	0	0	0	0	1	1	2	4	4	1	0	0	2	
42	William Vance	0	4	0	1	1	2	1	0	1	4	1	2	0	1	1	
44	Freddy Wright	4	6	0	0	2	2	2	2	4	2	10	0	0	0	4	
30	Joe Berger	3	4	0	0	0	0	0	4	4	1	6	0	0	0	0	
10	Jeff White	4	10	1	1	0	0	0	1	1	0	11	0	0	0	0	
30	Michael McDaniel																
24	Keith Robertson	2	3	2	2	2	3	1	4	5	2	12	2	6	0	3	
12	Jeff Embanks																
40	John Holmes	5	12	0	0	3	6	1	6	7	4	13	1	2	0	2	
TOTALS		25	56	7	10	12	19	9	23	32	24	83	19	10	2	17	

FG% 1st Half $18-35 = 51\%$ FG% 2nd Half $14-31 = 45\%$ FG% Game 48% Dead Ball Rebounds 0
 FT% 1st Half $1-3 = 33\%$ FT% 2nd Half $11-14 = 78\%$ FT% Game 77% Team Rebounds 3

NO.	TEAM	FG		3PTFG		FT		REBOUNDS			PER FOULS	TOTAL PTS	ASSTS	STLS	BLK	TOV	PF
		MADE	ATTD	MADE	ATTD	MADE	ATTD	O	D	TOT							
5	Tim Sallwood	1	3	4	7	1	1	2	2	4	3	15	3	1	0	5	
11	Curtis Washington																
13	Matt Patrick																
15	Garry Thomas	2	5	0	0	1	2	1	2	3	2	5	0	0	1	2	
23	Brennan Hughes	4	7	2	5	6	6	0	3	3	1	20	5	1	0	4	
25	David White																
31	Reid Hayward																
32	Carey Cooper	7	14	0	1	2	4	4	3	7	3	16	0	2	1	2	
35	David Jones	0	0	0	0	2	3	0	2	2	0	2	1	0	0	0	
41	Greg Stevenson																
43	Marvin Mathis	2	5	0	0	4	4	0	2	2	3	8	1	1	0	4	
45	Rolando Garcia	3	5	0	0	2	3	0	10	10	3	8	1	1	1	6	
51	Sam French																
53	Keith Miller	0	0	0	0	1	3	0	3	3	2	1	2	1	0	2	
55	Carl Collins	0	0	0	0	0	0	0	0	0	2	0	0	0	0	0	
TOTALS		19	39	6	13	19	26	7	27	34	19	75	13	7	3	25	

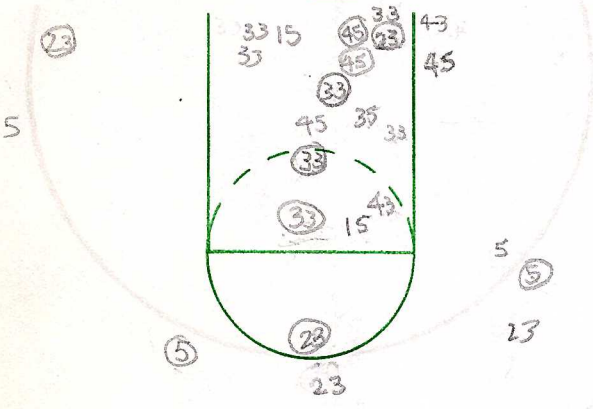
FG% 1st Half $15-28 = 53\%$ FG% 2nd Half $15-27 = 56\%$ FG% Game 58% Dead Ball Rebounds 2
 FT% 1st Half $11-13 = 85\%$ FT% 2nd Half $8-13 = 62\%$ FT% Game 73% Team Rebounds 1

SCORE BY HALVES	1	2	OT	PT	OT	TOTAL
SAU	40	43				83
HARDING	33	42				75

205-2-10-705

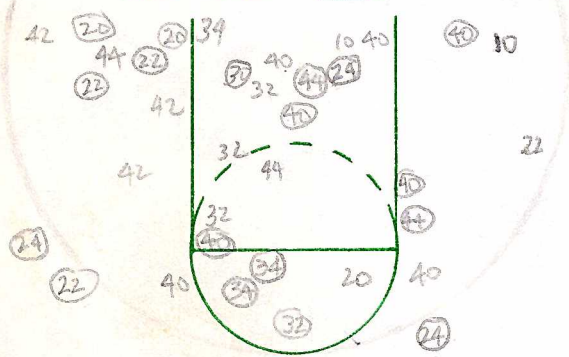
205-1-13-615

Shot Chart Quarter



FGA 25 FGM 10 % 41

Shot Chart Quarter



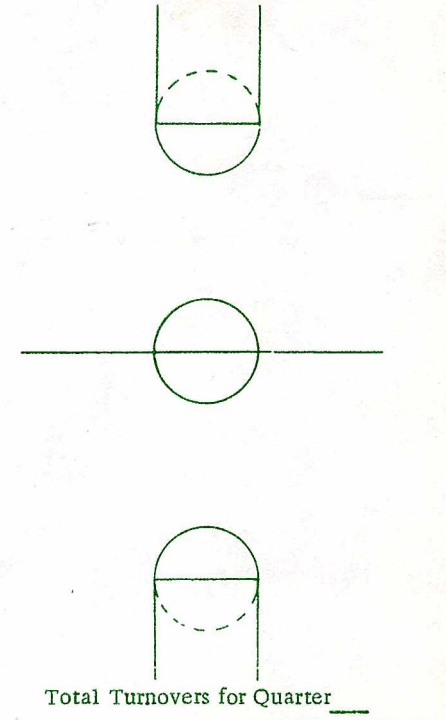
FGA 35 FGM 17 % 49

Half Shooting Totals FGA FGM %

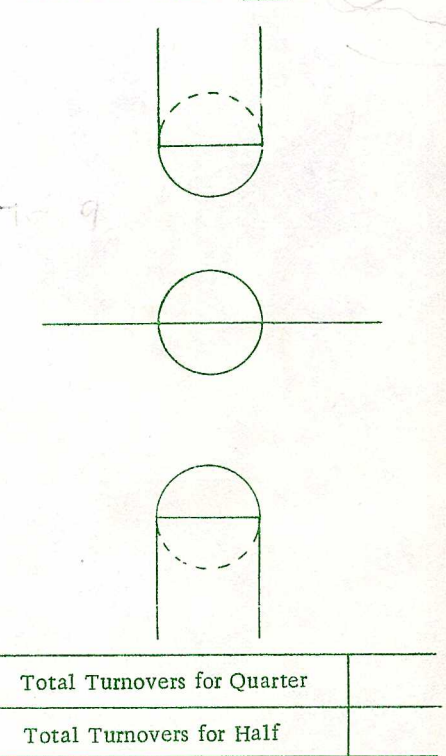
WALK 840 PASS FUMBLE 3 sec Double Dribble

Player No.	Off. Reb.	Def. Reb.	Steals	Tied Balls	Caused Mistake
23					
43					
53					
33					
5					
15					
11					
55					
35					
45					
41					
51					
25					
Totals					
Player No.	Off. Reb.	Def. Reb.	Steals	Tied Balls	Caused Mistake
22					
32					
40					
20					
44					
42					
30					
24					
34					
10					
50					
14					
Qt. Totals					
Half Totals					

Turnover Chart Quarter



Turnover Chart Quarter



Home Name	No.	Fouls	5	Quarter Free Throws	Quarter Free Throws	Team Fouls	Visitor Name	No.	Fouls		
HUGHES	23	1 2 3 4 5		●●●●●		Home	SMITH	22	1 2 3 4 5		
MATHIS	43	1 2 3 4 5		●●●●●		Vis.	JOHNSON	32	1 2 3 4 5		
MILLER	53	1 2 3 4 5			00	Time Outs		HOLMES	40	1 2 3 4 5	
CAMPER	33	1 2 3 4 5		●●	11	Home	BERGER	20	1 2 3 4 5		
SMALLWOOD	5	1 2 3 4 5		●●	14	Vis.	WRIGHT	44	1 2 3 4 5		
THAMES	15	1 2 3 4 5				Score		VANKE	42	1 2 3 4 5	
WASHINGTON	11	1 2 3 4 5				Qt. Qt. Half		MOORE	30	1 2 3 4 5	
COLLINS	55	1 2 3 4 5				Home		ROBERISON	24	1 2 3 4 5	
JAMES	35	1 2 3 4 5				Vis.		DICICCO	34	1 2 3 4 5	
GARCIA	45	1 2 3 4 5				Officials:		WHITE	10	1 2 3 4 5	
STEVENSON	41	1 2 3 4 5						McDANIEL	50	1 2 3 4 5	
FRENCH	51	1 2 3 4 5				Half Free Throw Totals		LONG	14	1 2 3 4 5	
Team Totals						Att.	Made	%	EUBANKS	12	1 2 3 4 5
WHITE	25	1 2 3 4 5						Statistician:			
HAWKINS	31	1 2 3 4 5									

Game:

vs.

Date:

28
3
84

Team Name	1	2	3	4	Extra	Final
JAU	40	43				83
HARDING	33	42				75

GAME TOTALS

Name	No.	Qtrs. Played	Fouls	Bad Pass	Walk	Fumble	D. Dribble	Lane Vio.	Steals	ASSISTS Time Balls	Caused Mistake	Off. Reb.	Def. Reb.	FIELD GOALS				FREE THROWS				3 Points Points by Qtrs.					Total Pts.
														Att.	Made	Miss	%	Att.	Made	Miss	%	Att	M	0	%	Ex	
HUGHES	23		1	2	0	2	0	0	1	4		0	4	6	4	2	66	6	6	0	100	6	2		33		20
MATHIS	43		3	0	0	2	1	0	1	1		0	2	6	2	4	33	4	4	0	100	0	0		0		8
MILLER	53		2	1	0	0	0	0	0	0		0	3	0	0	0	0	3	1	2	33	0	0		0		1
CAMPER	33		3	0	0	1	1	0	0	0		2	2	13	7	6	53	4	2	2	50	1	0		0		16
SMALLWOOD	5		3	1	1	2	0	0	1	0		2	2	2	1	1	50	2	1	1	50	8	4		50		15
THAMES	15		2	1	0	1	0	0	0	0		0	2	5	2	3	40	2	1	1	50	0	0		0		5
WASHINGTON	15		0	0	0	0	0	0	0	0		0	0	0	0	0	0	0	0	0	0	0	0		0		0
COLLINS	55		2	0	0	0	0	0	1	1		0	0	0	0	0	0	0	0	0	0	0	0		0		0
JAMES	35		0	0	0	0	0	0	0	0		0	1	1	0	1	0	3	2	1	66	0	0		0		2
GARCIA	45		3	2	1	1	0	0	0	1		1	10	5	3	2	60	3	2	1	66	0	0		0		8
STEVENSON	41		0	0	0	0	0	0	0	0		0	0	0	0	0	0	0	0	0	0	0	0		0		0
HAYWARD	31		0	0	0	0	0	0	0	0		0	0	0	0	0	0	0	0	0	0	0	0		0		0
WHITE	25		0	0	0	0	0	0	0	0		0	0	0	0	0	0	0	0	0	0	0	0		0		0
FRENCH	51		0	0	0	0	0	0	0	0		0	0	0	0	0	0	0	0	0	0	0	0		0		0
Team Totals			19	7	2	9	2	0	4	7		5	20	38	19	19	50	21	19	8	70	15	6		40		75

CUMULATIVE TOTALS

Name	No.	Qtrs. Played	Fouls	Bad Pass	Walk	Fumble	D. Dribble	Lane Vio.	Steals	ASSISTS Time Balls	Caused Mistake	Off. Reb.	Def. Reb.	FIELD GOALS				FREE THROWS				3 Points Points by Qtrs.					Total Pts.
														Att.	Made	Miss	%	Att.	Made	Miss	%	Att	M	0	%	Ex	
HUGHES	23		40	15	4	12	0	1	40	50		9	33	55	29	26	52	57	45	12	78	19	28		35		187
MATHIS	43		51	12	10	19	1	0	15	42		16	58	145	66	79	45	48	30	18	62	1	1		100		165
MILLER	53		45	6	4	5	0	0	9	7		21	45	97	52	45	53	32	25	7	78	0	0		0		129
CAMPER	33		41	9	4	10	1	0	19	26		50	49	166	87	79	52	70	50	20	71	8	3		37		233
SMALLWOOD	5		39	16	3	11	0	0	10	28		10	19	70	37	33	52	32	22	10	68	48	24		50		168
THAMES	15		21	11	9	10	0	0	4	9		17	22	74	37	37	50	26	19	7	73	3	1		33		96
WASHINGTON	11		8	13	2	5	0	0	6	15		2	4	19	7	12	36	10	9	1	90	22	8		36		47
COLLINS	55		18	2	4	6	0	2	4	13		16	23	45	22	23	48	16	4	14	22	0	0		0		48
JAMES	35		9	4	0	4	0	0	4	7		17	14	39	21	18	53	26	13	13	50	0	0		0		55
GARCIA	45		32	9	6	13	0	4	3	4		21	80	86	50	36	58	43	24	19	55	0	0		0		124
STEVENSON	41		1	0	0	0	0	0	0	1		0	1	1	0	1	0	0	0	0	0	0	0		0		0
HAYWARD	31		0	0	0	0	0	0	0	0		0	0	1	0	1	0	0	0	0	0	0	0		0		0
WHITE	25		0	0	0	1	1	0	0	0		0	0	2	1	1	50	0	0	0	0	0	0		0		2
FRENCH	51		2	0	0	2	0	0	0	0		0	2	5	4	1	80	1	0	1	0	0	0		0		8
Team Totals			307	97	46	98	3	7	125	204		181	350	805	413	389	51	372	241	122	64	161	65		40		1262

COACHES GAME SUMMARY

GAME 185 Date

Offensive Comments

Defensive Comments

FGA	FGM	%	FTA	FTM	%	STEAL	ASSISTS	REBOUNDS	FOWLS	TOT PTS
								OFF	DEF	
64	34	53	23	12	52	0	0	7	15	83